

Dahua 4/8-Port PoE Switch

User's Manual V1.0.0

ZHEJIANG DAHUA VISION TECHNOLOGY CO.,LTD.

Important Safeguard and Warning

Please read the following safeguards and warnings carefully before using the product in order to avoid damages and losses.

Note:

- Do not expose the device to lampblack, steam or dust. Otherwise it may cause fire or electric shock.
- Do not install the device at position exposed to sunlight or in high temperature. Temperature rise in device may cause fire.
- Do not expose the device to humid environment. Otherwise it may cause fire.
- The device must be installed on solid and flat surface in order to guarantee safety under load and earthquake. Otherwise, it may cause device to fall off or turnover.
- Do not place the device on carpet or quilt.
- Do not block air vent of the device or ventilation around the device. Otherwise, temperature in device will rise and may cause fire.
- Do not place any object on the device.
- Do not disassemble the device without professional instruction.

Warning:

- Please use battery properly to avoid fire, explosion and other dangers.
- Please replace used battery with battery of the same type.
- Do not use power line other than the one specified. Please use it properly. Otherwise, it may cause fire or electric shock.

Special Announcement

- This manual is for reference only.
- All the designs and software here are subject to change without prior written notice.
- All trademarks and registered trademarks are the properties of their respective owners.
- If there is any uncertainty or controversy, please refer to the final explanation of us.
- Please visit our website for more information.

Applicable Models

The manual can be applied to the following models:
DH-PFS3106-4P-60, DH-PFS3110-8P-96

1 Product Overview

1.1 Product Features

Common Features:

- Two-layer industrial POE switch.
- Conform IEEE802.3, IEEE802.3u, IEEE802.3ab/z and IEEE802.3X standards.
- MAC auto study and aging, MAC address list capacity is 8K. All ports self-adapt MDI/MDIX mode.
- All the 10/100M self-adaptive RJ45 ports support IEEE802.3af, IEEE802.3at standard power supply.
- Industrial wide temperature design.
- Adopt metal structure.
- Support DC 53V power supply.

Common Features:

- 4-port PoE switch 1 100/1000M self-adaptive SFP fiber port, 1 10/100/1000M self-adaptive RJ45 port and 4 10/100M self-adaptive RJ 45 ports.
- 4-port PoE switch with 60W power adapter.
- 8-port PoE switch supports 1 1000M SFP fiber port, 1 10/100/1000M self-adaptive RJ45 port and 8 10/100M self-adaptive RJ 45 ports.
- 8-port PoE switch with 96W power adapter.

1.2 Typical Application

The typical application of the device is shown in Figure 1-1

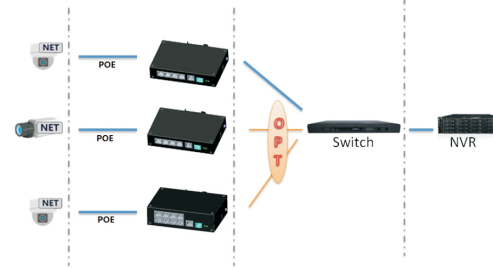


Figure 1-1

2 Device Structure

2.1 4-Port PoE Switch

2.1.1 Front Panel

The front panel is shown in Figure 2-1.

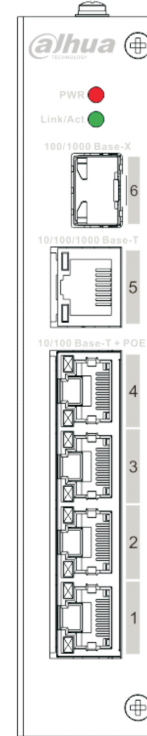


Figure 2-1

SN	Name	Note
1	10/100 Base-T	4 10/100M self-adaptive PoE power supply ports.
2	10/100/1000 Base-T	10/100/1000M self-adaptive RJ45 port.
3	100/1000 Base-X	100/1000M self-adaptive SFP fiber port.
4	Link/Act	Fiber port status indicator
5	PWR	Power indicator

Sheet 2-1

2.1.2 Upper Cover

The device power port is shown in Figure 2-2, support DC53V power supply.



Figure 2-2

2.1.3 PoE Power Supply

- 4 10/100M RJ45 ports support IEEE802.3af, IEEE802.3at standard power supply.
- Support 4 10/100M RJ45 Ports IEEE802.3af standard power supply simultaneously.
- Support 2 10/100M RJ45 ports IEEE802.3at standard power supply simultaneously.

2.2 8-Port PoE Switch

2.2.1 Front Panel

The front panel is shown in Figure 2-3.

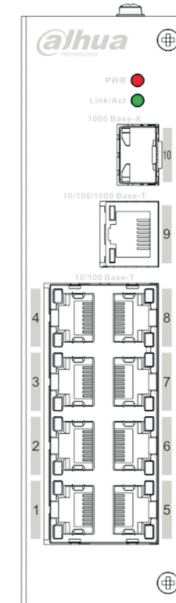


Figure 2-3

SN	Name	Note
1	10/100 Base-T	8 10/100M self-adaptive RJ45 ports, which are used for PoE power supply.
2	10/100/1000 Base-T	10/100/1000M self-adaptive RJ45 port.
3	1000 Base-X	1000M SFP fiber port.
4	Link/Act	Fiber port status indicator.
5	PWR	Power indicator.

Sheet 2-2

2.2.2 Upper Cover

The device power port is shown in Figure 2-4, support DC53V power supply.



Figure 2-4

2.2.3 PoE Power Supply

- 8 10/100M RJ45 ports support IEEE802.3af, IEEE802.3at standard power supply.
- Support several RJ45 Ports IEEE802.3af and IEEE802.3at standard power supply simultaneously, total power consumption of PoE power supply is less than 93W.

3 Installation Guide

PoE switch supports DIN rail mounting. Lay the switch hook on the rail, press the PoE switch to make the buckle get into the slide, see Figure 3-1.

Note:

4-port PoE switch supports the slide width of 28mm.
8-port PoE switch supports the slide width of 38mm.

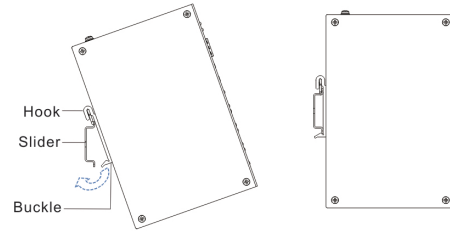


Figure 3-1

4 Appendix 1 Technical Specifications

Technical parameters	DH-PFS3106-4P-60	DH-PFS3110-8P-96
Physical port		
Business port	1*100/1000 Base-X, 1*10/100/1000 Base-T, 4*10/100 Base-T (POE power supply)	1*1000 Base-X, 1*10/100/1000 Base-T, 8*10/100 Base-T (POE power supply)
Technical index		
Exchange capacity	4.80Gbps	5.60Gbps
Packet forwarding rate	3.57Mpps	4.17Mpps
Exchange mode	Store & forward	Store & forward
MAC study	MAC auto study, address list capacity 8K	MAC auto study, address list capacity 8K
Common parameters		
Lightning Protection Level	Lightning protection level 3	Lightning protection level 3
Indicator	Power indicator, fiber port status indicator	Power indicator, fiber port status indicator
Power	Default DC53V power adapter	Default DC53V power adapter
Consumption	≤60W	≤96W
Application Humidity	10% - 90%	10% - 90%
High & Low Temperature	-30°C - 65°C	-30°C - 65°C
Weight	480g	540g
Dimension	150mm × 100mm × 30mm	150mm × 100mm × 42mm

Note:

- This user's manual is for reference only.
- Slight difference may be found in user interface.
- All the designs and software here are subject to change without prior written notice.
- All trademarks and registered trademarks are the properties of their respective owners.
- If there is any uncertainty or controversy, please refer to the final explanation of us.
- Please visit our website for more information.



Dahua Technology Co., Ltd.

Address: No.1199 Bin'an Road, Binjiang District, Hangzhou, China.
Postcode: 310053
Tel: +86-571-87688883
Fax: +86-571-87688815
Email: overseas@dahuatech.com
Website: www.dahuatech.com